

# POST-TOP Mounting arms

## Technical informations

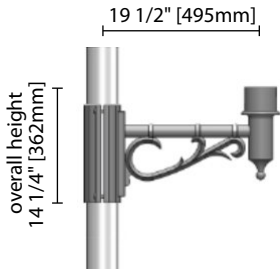
Date

City / Location

Project name

Type

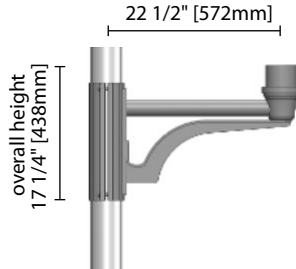
Qty



clamp height: 12" [305mm]

**CCB**

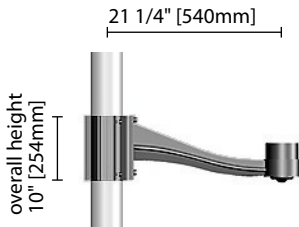
EPA 0.55 ft<sup>2</sup>



clamp height: 15" [381mm]

**CCE**

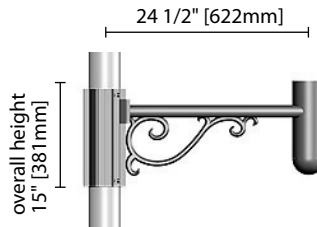
EPA 0.71 ft<sup>2</sup>



clamp height: 10" [254mm]

**CCG**

EPA 0.45 ft<sup>2</sup>



clamp height: 11" [279mm]

**CF53**

EPA 0.71 ft<sup>2</sup>

### CONSTRUCTION

All cast aluminium pieces are #356 alloy, free of any porosity or foreign material. The minimum wall thickness of all castings is 0.188" [4.75mm]. Extruded aluminium parts are #C6005-T5 alloy.

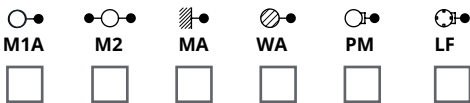
### All hardware is in stainless steel

### FINISH

Powder coating minimum thickness 100 microns, ASTM D2247 5000 hours salt spray test. All metallic parts are pre-treated using an environmentally friendly organic phosphating technology (PLAFORIZATION) before a polyester powder coating is electrostatically applied. The finish is of 100 microns minimal thickness and meets the ASTM B117 regulation related to salt spray and the ASTM D2247 regulation related to the resistance of the finishes exposed to a 100% relative humidity. RAL and Custom colour matches available.

### Ordering example: M1A-CFxx BK

#### Mounting Configuration



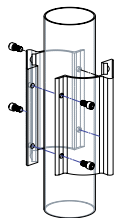
#### Arm



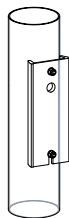
#### Color



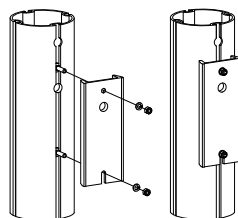
#### Mounting Overview




**Pole mount (M1A & M2)**  
Clamp style



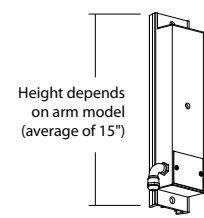
**Pole mount (PM)**  
Mechanical



**Rail pole mount (LF)**  
Mechanical



**Wall mount (MA)**  
Mechanical  
(Hardware not included)



**Wood pole mount (WA)**  
C/W liquid tight connector

Height depends on arm model (average of 15")

Lumca reserves the right to modify the elements on this technical data sheet without prior notice.



T : 877.650.1693 | www.lumca.com