

CONCEPT FAMILY CP6155D

Dark Sky with lens #4



Date

City / Location

Project name


Type

QTY



Weight: 40.0 lb - 18.2 kg

- 3000K (30K) and 4000K (40K).
- 1 to 4 LED modules (30 to 120 watts).
- Light distribution available in type I, II, III, IV and V.
- Tool-less access.
- IP66.
- UL compliant.
- Dark sky compliant with lens #4 (flat lens).



Ordering example: CP6155D 36 LED07 80W 40K L3 120 BK RCD

Luminaire

Source

CCT

Dist. type

Voltage

Color

Options






<input type="checkbox"/> BTP Button Type Photocell	<input type="checkbox"/> HSS House Side Shield	<input type="checkbox"/> RCD - Remote Control Dimmer (software N/I)	<input type="checkbox"/> SGP10 Surge Protection (10kV)	<input type="checkbox"/> SGP20 Surge Protection (20kV)
<input type="checkbox"/> TR Tenon Reducer	Existing Tenon Ø: <input type="text"/>	<input type="checkbox"/> PRG Programmable Driver		

Lumca reserves the right to modify the elements on this technical data sheet without prior notice.



T : 877.650.1693 | www.lumca.com

Source Overview	Type I-II-III-V		Type IV**		CCT Overview	Voltage Overview	
	530mA	700mA	530mA	700mA			
	- 18LED 05 30W	- 18LED 07 40W	- 12 LED 05 20W	- 12 LED 07 27W	- 30K (3000K)	- 120	- 347
	- 36LED 05 60W	- 36LED 07 80W	- 24 LED 05 40W	- 24 LED 07 54W	- 40K (4000K)	- 208	- 480
	- 54LED 05 90W	- 54LED 07 120W	- 36 LED 05 60W	- 36 LED 07 80W	For other CCT, consult factory	- 240	
			- 48 LED 05 80W	- 48 LED 07 107W		- 277	

Distribution Overview	Type I	Type II	Type III	Type IV*	Type V	COLOR Chart	IES files
	L1	L2B	L3	L3FL	L4		
							

CONSTRUCTION

Decorative cast aluminium cage, supporting the luminaire housing, using alloys improving structural resistance and slip fitting on a 4"[102mm] O.D. pole or tenon, mechanically secured by (3) 5/16-18 UNC Allen set screws. One piece extruded aluminium core topped with a heavy gauge spun aluminium hinged cover and an extruded aluminium lens frame containing the optical system. A silicon gasket ensure that the luminaire housing is protected from rain, insects and dust in accordance with international standard IP65. All cast aluminium pieces are in alloy 356, free of any porosity or foreign material. The minimum wall thickness of all castings is 0.188" [5mm]. Extruded aluminium parts are in alloy 6063-T4.

OPTICAL SYSTEM

The optical system consists of a high impact resistant acrylic lens, an aluminium heatsink dissipater and high intensity white light emitting diodes (LEDs) divided in 1 to 4 light modules. The optical system is hermetically sealed to meet the international standard IP66, to protect it against lumen depreciation due to dust or insect infiltrations, preserving an optimal light output over the years and eliminating periodic cleaning of the lens.

Lens Type details

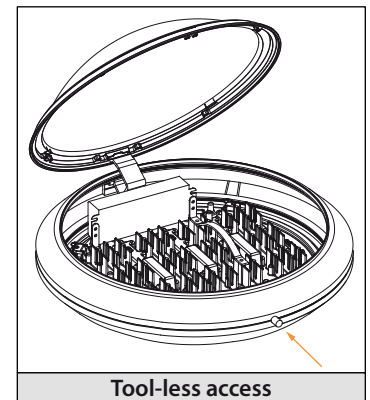
- #1 : Marine style lens, high impact resistant acrylic, prismatic.
- #2 : Conic style lens, high impact resistant acrylic, prismatic.
- #6 : Drop lens, high impact resistant acrylic, prismatic.
- #4 : Flat lens, tempered glass.

DRIVER

Constant current, -40°C [-40°F] to 80°C [176°F], PF 0.99, 0-10v, 120V to 277V / 347V to 480V.

Tool-less access

All hardware is in stainless steel



FINISH

Powder coating minimum thickness 100 microns, ASTM D2247 5000 hours salt spray test. All metallic parts are pre-treated using an environmentally friendly organic phosphating technology (PLAFORIZATION) before a polyester powder coating is electrostatically applied. The finish is of 100 microns minimal thickness and meets the ASTM B117 regulation related to salt spray and the ASTM D2247 regulation related to the resistance of the finishes exposed to a 100% relative humidity. RAL and Custom colour matches available.

Lumca reserves the right to modify the elements on this technical data sheet without prior notice.





CONCEPT Codification

FAMILY

CP  Ø21" (533mm)
 CPG  Ø27" (686mm)

CP(G) X X X X X

PENDANT FITTER

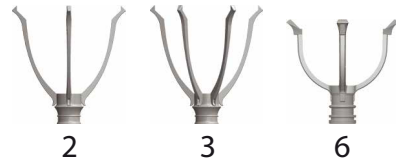
-  L = Pendant Concept
-  F = Pendant Concept
-  M = Pendant Concept
-  *R = Pendant Concept
*Only with #62-65-67 hood

CAGE / GUARD

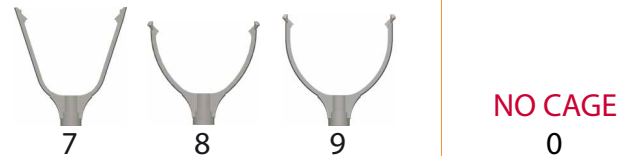
Pendant



Post-top



Post-top (Yoke)



LENS



HOOD STYLE (examples)

-  01
-  04
-  05
-  06
-  12
-  15
-  20
-  23
and many more

EXAMPLES



Lumca reserves the right to modify the elements on this technical data sheet without prior notice.