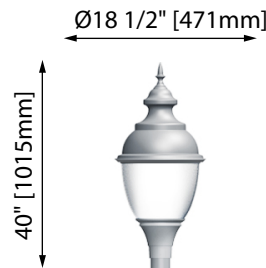


Date	City / Location	Project name
<input type="text"/>	<input type="text"/>	<input type="text"/>
Type	QTY	
<input type="text"/>	<input type="text"/>	

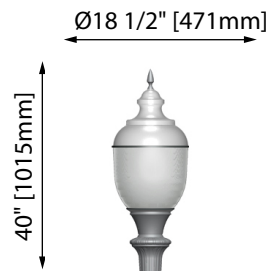


Weight: 29 lb - 13.2 kg

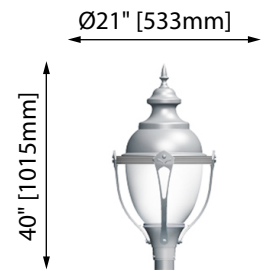
- 3000K (30K) and 4000K (40K).
- 1 to 4 LED modules (30 to 120 watts).
- Light distribution available in type I, II, III, IV and V.
- Tool-less access.
- IP66.
- UL compliant.



PR8811 EPA 2.00 ft²



PR8810 EPA 2.00 ft²









PR8812 EPA 2.25 ft²

Ordering example: PR8811 36LED07 80W 40K L3 120 BK BTP

Luminaire	Source	CCT	Dist. type	Voltage	Color
<input type="text"/>	<input type="text"/>	<input type="text"/>	<input type="text"/>	<input type="text"/>	<input type="text"/>
Options					
<input type="checkbox"/> BTP Button Type Photocell	<input type="checkbox"/> HSS House Side Shield	<input type="checkbox"/> RCD - Remote Control Dimmer (software N/I)	<input type="checkbox"/> SGP10 Surge Protection (10kV)	<input type="checkbox"/> SGP20 Surge Protection (20kV)	
<input type="checkbox"/> TR Tenon Reducer	Existing Tenon Ø: <input type="text"/>	<input type="checkbox"/> PPD Programmable Driver			

Lumca reserves the right to modify the elements on this technical data sheet without prior notice.

Source Overview		Type I-II-III-V				Type IV**		CCT Overview		Voltage Overview	
	530mA	700mA		530mA	700mA						
	- 18LED 05 30W	- 18LED 07 40W		- 12 LED 05 20W	- 12 LED 07 27W			- 30K (3000K)	- 120	- 347	
	- 36LED 05 60W	- 36LED 07 80W		- 24 LED 05 40W	- 24 LED 07 54W			- 40K (4000K)	- 208	- 480	
	- 54LED 05 90W	- 54LED 07 120W		- 36 LED 05 60W	- 36 LED 07 80W			For other CCT, consult factory	- 240		
				- 48 LED 05 80W	- 48 LED 07 107W				- 277		

Distribution Overview	Type I	Type II	Type III	Type IV*	Type V	COLOR Chart	IES files	
	L1	L2B	L3	L3FL	L4			L5S
								

CONSTRUCTION

One piece cast aluminium luminaire holder, slip fitting on a 4"[102mm] O.D. pole or tenon. The luminaire is mechanically secured by (3) 5/16-18UNC allen setscrews. Heavy gauge spun aluminium cover topped sealed and screwed in place to a prismatic refractor, by a cast aluminium finial. A silicon gasket ensure the luminaire housing is protected from rain, insects and dust in accordance with international standard IP65. All cast aluminium pieces are in alloy 356, free of any porosity or foreign material. The minimum wall thickness of all castings is 0.188" [5mm]. Extruded aluminium parts are in alloy 6063-T4.

OPTICAL SYSTEM

The optical system consists of a high impact resistant acrylic lens, an aluminium heatsink dissipater and high intensity white light emitting diodes (LEDs) divided in 1 to 4 light modules. The optical system is hermetically sealed to meet the international standard IP66, to protect it against lumen depreciation due to dust or insect infiltrations, preserving an optimal light output over the years and eliminating periodic cleaning of the lens.

ELECTRICAL COMPONENTS

Constant current, -40°C [-40°F] to 80°C [176°F], PF 0.99, 0-10v, 120V to 277V / 347V to 480V. Option: Programmable (PRG).

Tool-less access

All hardware is in stainless steel

FINISH

Powder coating minimum thickness 100 microns, ASTM D2247 5000 hours salt spray test. All metallic parts are pre-treated using an environmentally friendly organic phosphating technology (PLAFORIZATION) before a polyester powder coating is electrostatically applied. The finish is of 100 microns minimal thickness and meets the ASTM B117 regulation related to salt spray and the ASTM D2247 regulation related to the resistance of the finishes exposed to a 100% relative humidity. RAL and Custom colour matches available.

Lumca reserves the right to modify the elements on this technical data sheet without prior notice.