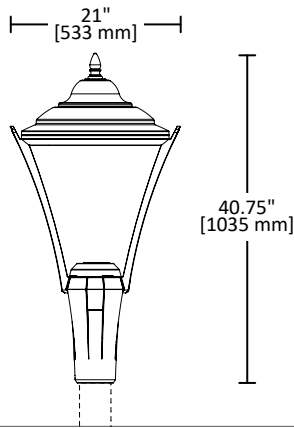




PR8475 / PR8275

**COSMO**  
FAMILY





PR8475



PR8275

## Distributions

**Type I**  
L1

**Type II**  
L2

**Type III**  
L3



**Type III**  
L3FL

**Type IV**  
L4

**Type V**  
L5S



## CCT

3000K 4000K

## CRI

C70  
C80

## Characteristics



## Sources

### Type I-II-III-V

530mA	700mA
18LED05 30W	18LED07 40W
36LED05 60W	36LED07 80W
54LED05 90W	54LED07 120W
72LED 05 120W	72LED07 160W
90LED05 150W	90LED07 190W

### Type IV

530mA	700mA
12LED05 20W	12LED07 27W
24LED05 40W	24LED07 54W
36LED05 60W	36LED07 80W
48LED05 80W	48LED07 107W
60LED05 100W	60LED07 134W
72LED05 120W	72LED07 160W

## PR8475 (3G certified)

- Up to 190W
- Up to 20 000 lumens
- Weight: 40lb - 18.1kg
- EPA: 1.45ft<sup>2</sup>

## Description

A sleek new line of LED lights that blend harmoniously in any contemporary urban design. A touch of muted luxury that goes a long way.

## Construction

- Aluminum A380 (Injection molding)
- Minimum wall thickness of 0.125" [3mm]
- Stainless steel hardware
- To slip fit over a 4" [102mm] outside diameter pole or tenon

## Optical system

- Tempered glass lens 0.1875" [5mm], clear or optional frosted lens (ITC)
- Aluminum heat sink dissipator
- High intensity white light emitting diodes (LED)
- IP66

## Driver

- Constant current, -40°C [-40°F] à 80°C [176°F], PF 0,99, 0-10V, 120 to 277V / 347 - 480V.
- Option PRG: Programmable Driver (Consult factory for scenario options)

## Voltage

120 - 208 - 240 - 277 - 347 - 480

## Finish

- **PlafORIZATION** (All metallic parts are pretreated using an environmentally friendly organic phosphating technology )
- Polyester powder coating
- Minimum thickness of 100 microns
- Meet ASTM B117 standard practice for salt spray test
- Meet ASTM D2247 testing water resistance of coatings in 100% relative humidity

## Available options

- **RCD-DOF** Internal DimOnOff light control system C/W antenna (software not included)
- **HSS** House side shield (internal)
- **SGP** Surge protector 10kV or 20kV
- **MS-24X** Motion sensor (PR8276 only)
- **PRG** Programmable driver
- **BTP** Button type photocell
- **TRP7** 7 pins twist lock photocell receptacle (ANSI C136.41) C/W shorting cap
- **TRP** 7 pins twist lock photocell receptacle (ANSI C136.41) C/W photocell
- **PER** Twist lock photocell receptacle (ANSI C136.41)

**ACCENT RING FOR AP54 POLES ONLY**



Black  
(RA-B)



Silver  
(RA-S)



Red  
(RA-R)



Orange  
(RA-O)

**BASE COVER**

Available for  $\varnothing 4''$  (AP04) and  $\varnothing 5''$  (AP54) poles



**Base cover**

Product code:  
WB24-4



**Base cover**

Product code:  
WB24-54  
(available with AP54 only)

---

Date \_\_\_\_\_

---

City \_\_\_\_\_

---

Project name \_\_\_\_\_

---

Type \_\_\_\_\_

---

Qty. \_\_\_\_\_

---



Color chart



IES files



Photometric chart



Options datasheet

**COSMO**

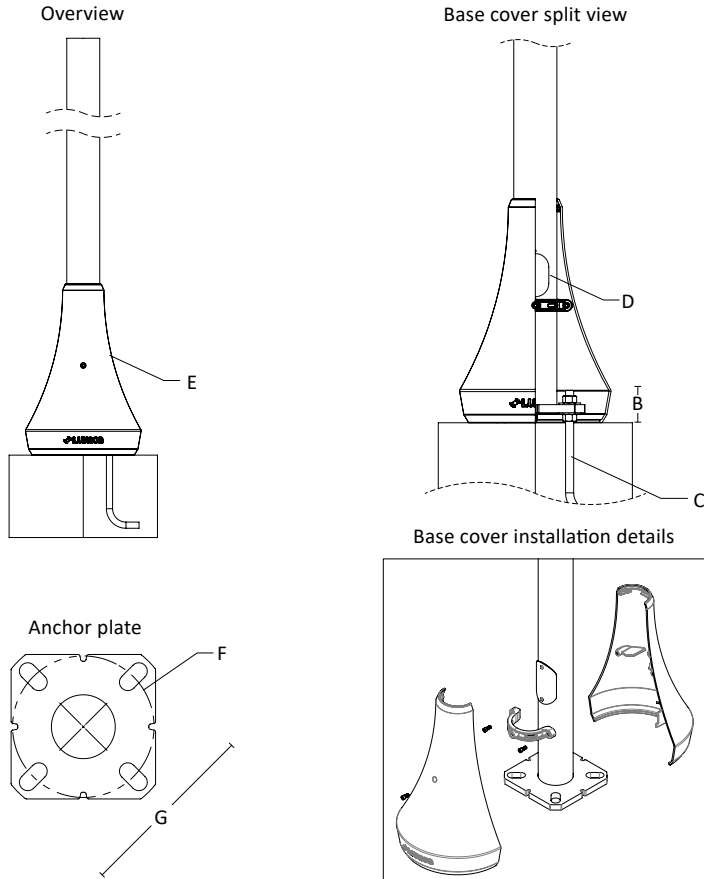
Product code	Source	Voltage	Distribution	CCT	Options	Lens option	Color
PR8475	Type I-II-III-V	120	L1	30K	*See options below*	ITC Acid Etch Glass	*see color chart*
PR8275	18LED05 30W	208	L2B	30KC80			
	36LED05 60W	240	L3	40K			
	54LED05 90W	277	L3FL	40KC80			
	72LED05 120W	347	L4				
	90LED05 150W	480	L5				
	18LED07 40W						
	36LED07 80W						
54LED07 120W							
72LED07 160W							
90LED07 190W							
	Type IV						
	12LED05 20W						
	24LED05 40W						
	36LED05 60W						
	48LED05 80W						
	60LED05 100W						
	72LED05 120W						
	12LED07 27W						
	24LED07 54W						
	36LED07 80W						
	48LED07 107W						
	60LED07 134W						
	72LED07 160W						

Code example: PR8475 36LED07 80W 120 L3 40KC80 SG

Communication node	House side shield	Surge protector	Motion sensor	Programmable driver	Photocell
RCD-DOF DIMONOFF + ANTENNA	HSS	SGP-10 (120-277V) SGP-20 (120-277V) SGP-10HV (347-480V) SGP-20HV (347-480V)	MS-24L MS-24M MS-24H	PRG	TRP7 TRP PER BTP

- RCD-DOF Internal DimOnOff light control system C/W antenna (software not included)
- HSS House side shield (internal, field installable)
- SGP Surge protector 10kV or 20kV
- MS-24X Motion sensor (PR8276 only) with Low, Medium and High range lens
- PRG Programmable driver (consult factory for scenario options)

- BTP Button type photocell
- TRP7 7 pins twist lock photocell receptacle (ANSI C136.41) C/W shorting cap
- TRP 7 pins twist lock photocell receptacle (ANSI C136.41) C/W photocell
- PER Twist lock photocell receptacle (ANSI C136.41)



**POLE INFORMATION**

- A. Ø4" [102mm] OD extruded aluminium tube welded inside and outside the perimeter of the tube on an extruded aluminium anchor plate.
- B. Recommended anchor bolts projection: 3" [76mm] maximum
- C. To be installed with 4 anchor bolts 8 nuts and 8 washers.
- D. Sealed aluminum access door mechanically fixed to the pole.
- E. Two-piece decorative cast aluminium base cover mechanically secured with stainless steel screws c/w retaining lip sliding underneath the anchor plate.
- F. Bolt circle Ø8" [203mm] to 10" [254mm]
- G. Anchor plate overall dimension: 11.75" [298mm]



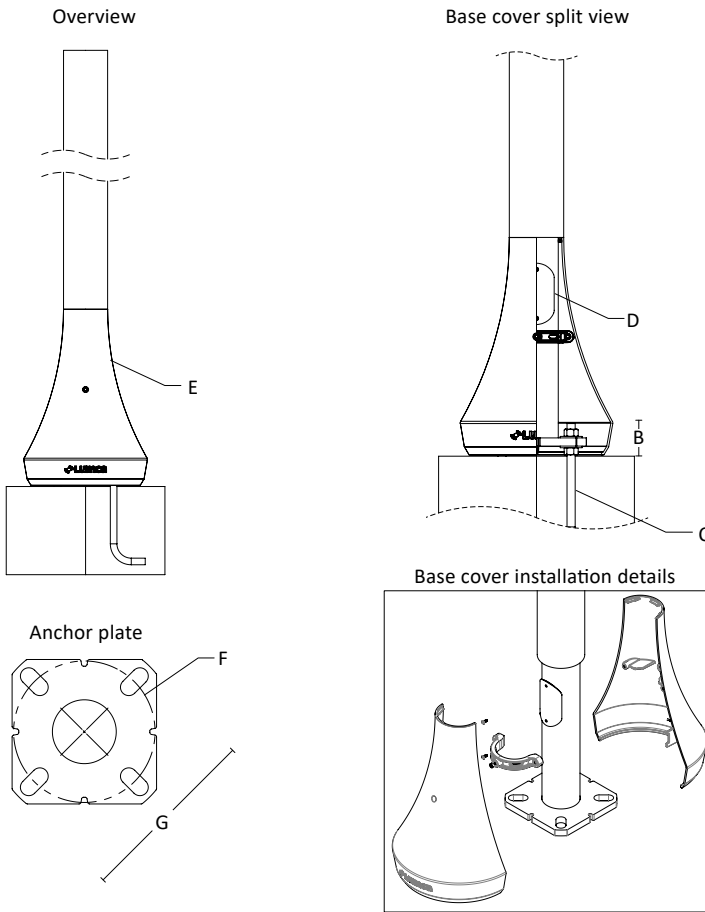
Pole options datasheet

**ORDERING INFORMATIONS**

Pole	Nominal Height	Options	Base cover	Color	Anchor Bolts
AP04	10' to 18'	GFR4-ICR GFR4-ICP GFR4-ICA <small>*See on website for more options*</small>	WB24-4	*See color chart*	Supplied by LUMCA Supplied by others Existing

**POLE EPA**

Catalog Number	Nominal Height		Wall Thickness		Weight		MAX EPA (ft2)* as per CSA-S6-14										Bolt Circle	
	(ft)	(m)	(in)	(mm)	(lbs)	(Kg)	70 MPH	80 MPH	90 MPH	100 MPH	110 MPH	120 MPH	130 MPH	140 MPH	150 MPH	(in)	(mm)	
AP04-10	10	3.1	.188	4.8	30	13.5	13.3	9.6	8.2	6.0	6.0	-	-	-	-	9	229	
AP04-11	11	3.3	.188	4.8	32	14.5	11.7	8.4	7.1	5.1	5.1	-	-	-	-	9	229	
AP04-12	12	3.7	.188	4.8	35	15.8	10.2	7.1	6.0	4.1	4.1	-	-	-	-	9	229	
AP04-13	13	4.0	.188	4.8	37	16.9	9.1	6.2	5.2	3.4	3.4	-	-	-	-	9	229	
AP04-14	14	4.3	.188	4.8	40	18.0	7.9	5.2	4.3	2.7	2.7	-	-	-	-	9	229	
AP04-15	15	4.6	.188	4.8	42	19.2	7.0	4.5	3.6	2.1	2.1	-	-	-	-	9	229	
AP04-16	16	4.9	.188	4.8	45	20.4	6.0	3.7	2.8	1.4	1.4	-	-	-	-	9	229	
AP04-17	17	5.2	.188	4.8	47	21.5	5.2	3.0	2.2	0.9	0.9	-	-	-	-	9	229	
AP04-18	18	5.5	.188	4.8	50	22.6	4.4	2.4	1.6	0.4	0.4	-	-	-	-	9	229	
AP04-10HD	10	3.1	.23	5.8	56	25	22.1	18.5	18.5	16.0	13.0	10.8	9.1	7.8	6.8	9	229	
AP04-11HD	11	3.3	.23	5.8	62	28	17.8	14.9	14.9	13.9	11.2	9.3	7.8	6.7	5.8	9	229	
AP04-12HD	12	3.7	.23	5.8	67	30	14.6	12.1	12.1	12.1	9.8	8.0	6.7	5.7	5.0	9	229	
AP04-13HD	13	4.0	.23	5.8	73	33	12.0	9.9	9.9	9.9	8.5	6.9	5.8	4.9	4.2	9	229	
AP04-14HD	14	4.3	.23	5.8	78	36	9.9	8.1	8.1	8.1	7.4	5.9	5.0	4.2	3.6	9	229	
AP04-15HD	15	4.6	.23	5.8	84	38	8.2	6.6	6.6	6.6	6.4	5.1	4.2	3.5	3.0	9	229	
AP04-16HD	16	4.9	.23	5.8	90	41	6.8	5.4	5.4	5.4	5.4	4.3	3.5	2.9	2.5	9	229	
AP04-17HD	17	5.2	.23	5.8	95	43	5.6	4.3	4.3	4.3	4.3	3.5	2.9	2.4	2.0	9	229	
AP04-18HD	18	5.5	.23	5.8	101	46	4.5	3.4	3.4	3.4	3.4	2.8	2.3	1.8	1.5	9	229	
AP04-19HD	19	5.8	.23	5.8	106	48	3.5	2.6	2.6	2.6	2.6	2.2	1.7	1.3	1.1	9	229	
AP04-20HD	20	6.1	.23	5.8	112	51	2.7	1.9	1.9	1.9	1.9	1.6	1.2	0.9	0.7	9	229	



**POLE INFORMATION**

- A. Ø5" [127mm] extruded aluminum tube, mounted on an Ø3.5" SCH40 extruded aluminum tube welded on the inside and outside of the tube on an aluminum anchor plate.
- B. Recommended anchor bolts projection: 3" [76mm] maximum
- C. To be installed with 4 anchor bolts 8 nuts and 8 washers.
- D. Sealed aluminum access door mechanically fixed to the base.
- E. Two-piece decorative cast aluminium base cover mechanically secured with stainless steel screws c/w retaining lip sliding underneath the anchor plate.
- F. Bolt circle Ø8" [203mm] to 10" [254mm]
- G. Anchor plate overall dimension: 11.75" [298mm]



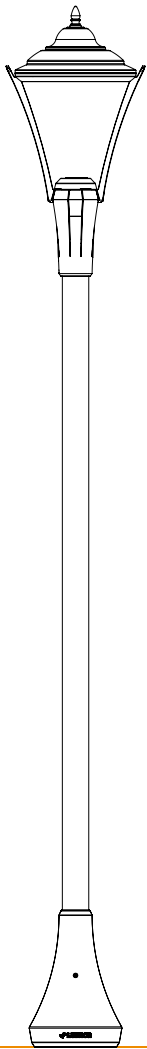
Pole options datasheet

**ORDERING INFORMATIONS**

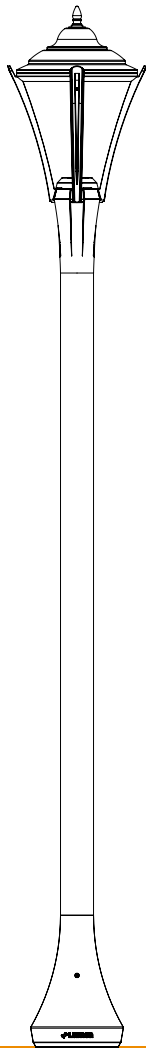
Pole	Nominal Height	Options	Accent ring	Base cover	Color	Anchor Bolts
AP54	10' to 20'	GFR5-ICR GFR5-ICP GFR5-ICA	RA-B RA-S RA-R RA-O	WB24-54	*See color chart*	Supplied by LUMCA Supplied by others Existing

**POLE EPA**


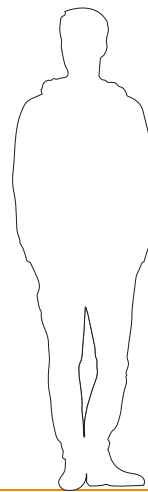
Catalog Number	Nominal Height		Wall Thickness		Weight		MAX EPA (ft2)* as per CSA-56-14											Bolt circle	
	(ft)	(m)	(in)	(mm)	(lbs)	(Kg)	70 MPH	80 MPH	90 MPH	100 MPH	110 MPH	120 MPH	130 MPH	140 MPH	150 MPH	160 MPH	170 MPH	(in)	(mm)
AP54-10	10	3.1	.23	5.8	56	25	22.1	18.5	18.5	16.3	13.3	11.0	9.4	8.0	7.0	6.1	5.3	9	229
AP54-11	11	3.3	.23	5.8	62	28	17.8	14.8	14.9	14.2	11.5	9.5	8.0	6.9	5.9	5.2	4.5	9	229
AP54-12	12	3.7	.23	5.8	67	30	14.6	12.1	12.1	12.1	9.9	8.1	6.9	5.9	5.1	4.4	3.8	9	229
AP54-13	13	4	.23	5.8	73	33	12.0	9.9	9.9	9.9	8.6	7.0	5.9	5.0	4.3	3.7	3.2	9	229
AP54-14	14	4.3	.23	5.8	78	36	9.9	8.1	8.1	8.1	7.5	6.0	5.1	4.3	3.7	3.1	2.7	9	229
AP54-16	16	4.9	.23	5.8	90	41	6.8	5.4	5.4	5.4	5.4	4.4	3.6	3.0	2.5	2.2	1.8	9	229
AP54-18	18	5.5	.23	5.8	101	46	4.5	3.4	3.4	3.4	3.4	3.0	2.4	1.9	1.6	1.3	1.1	9	229
AP54-20	20	6.1	.23	5.8	112	51	2.7	1.9	1.9	1.9	1.9	1.8	1.4	1.0	0.8	0.6	0.4	9	229



Luminaire: PR8275  
Pole: AP04-10  
Base cover: WB24-4



Luminaire: PR8475  
Pole: AP54-10  
Base cover: WB24-54



Luminaire: PR8475  
Mounting arm: M1A-CF53-4  
Pole: AP04-14  
Base cover: WB24-4